

Print Form(s)

Get PDF File

Go Back

Equity in Athletics 2018

Institution Information

Institution: Fort Scott Community College (155098)

User ID: E1550981

Registration

- Required fields are indicated with asterisks (*).

Fort Scott Community College (155098)

*	<input type="text" value="Darlene"/>
*	<input type="text" value="Wood"/>
*	<input type="text" value="Research and Educational Learning Specialist"/>
*	<input type="text" value="2108 S Horton"/>
*	<input type="text"/>
*	<input type="text" value="Fort Scott"/>
*	<input type="text" value="KS"/>
*	<input type="text" value="66701"/> - <input type="text"/>
*	<input type="text" value="620"/> - <input type="text" value="223"/> - <input type="text" value="2700"/>
*	<input type="text" value="3420"/>
*	<input type="text" value="620"/> - <input type="text" value="223"/> - <input type="text" value="4927"/>
*	<input type="text" value="darlenew@fortscott.edu"/>
*	<input type="text"/>
<p>* Please use this box if you would like to provide additional contact information such as a cell phone number or the best time to reach you if there are questions about your survey. Also, if the person listed above is not the person who enters the data, please provide the name and contact information for the person who enters the data. This information is for the survey help desk staff only. It will not be seen by the public.</p>	
<input type="text"/>	

Identification

- Please enter/review all applicable information. Required fields are indicated with asterisks (*).

General Information	
*	Fort Scott Community College
*	2108 S Horton
*	
*	Fort Scott
*	KS
*	66701 -
*	620 - 223 - 2700 Ext.

Athletic Department	
*	Tom Havron
*	2108 S Horton
*	
*	Fort Scott
*	KS
*	66701 -
*	620 - 223 - 2700 Ext. 7230

Chief Administrative Officer	
*	Alysia Johnston
*	President
*	620 - 223 - 2700 Ext. 5200
*	620 - 223 - 4927
*	alysiaj@fortscott.edu

EADA General

Begins: (MM/DD) /2017 Ends: (MM/DD) /2018

	Number	Percent
Male full-time undergraduates	424	54 %
Female full-time undergraduates	362	46 %
Total full-time undergraduates	786	100 %

- NCAA Division I-FBS
- NCAA Division I-FCS
- NCAA Division I without football
- NCAA Division II with football
- NCAA Division II without football
- NCAA Division III with football
- NCAA Division III without football
- CCCAA
- Independent
- Other
- NAIA Division I
- NAIA Division II
- NJCAA Division I
- NJCAA Division II
- NJCAA Division III
- NCCAA Division I
- NCCAA Division II
- NWAC
- USCAA

Other Description:

Update Status

9/12/2018

Updated

[Print Form\(s\)](#)

[Get PDF File](#)

[Go Back](#)

Print Form(s)

Get PDF File

Go Back

Equity in Athletics 2018

Institution: Fort Scott Community College (155098)

User ID: E1550981

Screening Questions

Please answer these questions carefully as your responses will determine which subsequent data entry screens are appropriate for your institution.

1. How will you report Operating (Game-day) Expenses?

By Team

Per Participant

2. Select the type of varsity sports teams at your institution.

- Men's Teams
 Women's Teams
 Coed Teams

3. Do any of your teams have assistant coaches?

- Yes
 Men's Teams
 Women's Teams
 Coed Teams
- No

If you save the data on this screen, then return to the screen to make changes, note the following:

- 1) If you select an additional type of team remember to include associated data for that type of team on subsequent screens;
- 2) If you delete a type of team but have already entered associated data on other screens, all associated data for that type of team will be deleted from subsequent screens. However, because the survey system has to recalculate the totals, you must re-save every screen.

Sports Selection - Men's and Women's Teams

Select the varsity sports teams at your institution.

Sport	Men's	Women's	Sport	Men's	Women's
Archery	<input type="checkbox"/>	<input type="checkbox"/>	Badminton	<input type="checkbox"/>	<input type="checkbox"/>
Baseball	<input checked="" type="checkbox"/>		Basketball	<input checked="" type="checkbox"/>	<input checked="" type="checkbox"/>
Beach Volleyball	<input type="checkbox"/>	<input type="checkbox"/>	Bowling	<input type="checkbox"/>	<input type="checkbox"/>
Cross Country	<input type="checkbox"/>	<input type="checkbox"/>	Diving	<input type="checkbox"/>	<input type="checkbox"/>
Equestrian	<input type="checkbox"/>	<input type="checkbox"/>	Fencing	<input type="checkbox"/>	<input type="checkbox"/>
Field Hockey		<input type="checkbox"/>	Football	<input checked="" type="checkbox"/>	
Golf	<input type="checkbox"/>	<input type="checkbox"/>	Gymnastics	<input type="checkbox"/>	<input type="checkbox"/>
Ice Hockey	<input type="checkbox"/>	<input type="checkbox"/>	Lacrosse	<input type="checkbox"/>	<input type="checkbox"/>
Rifle	<input type="checkbox"/>	<input type="checkbox"/>	Rodeo	<input checked="" type="checkbox"/>	<input checked="" type="checkbox"/>
Rowing	<input type="checkbox"/>	<input type="checkbox"/>	Sailing	<input type="checkbox"/>	<input type="checkbox"/>
Skiing	<input type="checkbox"/>	<input type="checkbox"/>	Soccer	<input type="checkbox"/>	<input type="checkbox"/>
Softball		<input checked="" type="checkbox"/>	Squash	<input type="checkbox"/>	<input type="checkbox"/>
Swimming	<input type="checkbox"/>	<input type="checkbox"/>	Swimming and Diving (combined)	<input type="checkbox"/>	<input type="checkbox"/>
Synchronized Swimming		<input type="checkbox"/>	Table Tennis	<input type="checkbox"/>	<input type="checkbox"/>
Team Handball	<input type="checkbox"/>	<input type="checkbox"/>	Tennis	<input type="checkbox"/>	<input type="checkbox"/>
Track and Field (Indoor)	<input type="checkbox"/>	<input type="checkbox"/>	Track and Field (Outdoor)	<input type="checkbox"/>	<input type="checkbox"/>
Track and Field and Cross Country (combined)	<input type="checkbox"/>	<input type="checkbox"/>	Volleyball	<input type="checkbox"/>	<input checked="" type="checkbox"/>
Water Polo	<input type="checkbox"/>	<input type="checkbox"/>	Weight Lifting	<input type="checkbox"/>	<input type="checkbox"/>
Wrestling	<input type="checkbox"/>	<input type="checkbox"/>	Other Sports (Specify sports in the caveat box.)*	<input type="checkbox"/>	<input type="checkbox"/>

CAVEAT

The caveat on this screen is for internal use and does not appear on the EADA Dissemination Website (public site). If you want information to appear on the public site, enter it on the Athletic Participation screen.

* If you indicated in the caveat box that your other sports are Dancing and/or Cheerleading, please specify in the caveat box that these are competitive varsity teams (i.e., not pep squads).

If you save the data on this screen, then return to the screen to make changes, note the following:

- 1) If you select an additional team remember to include associated data for that sport on subsequent screens;
- 2) If you delete a sport but have already entered associated data on other screens, all associated data for that sport will be deleted from subsequent screens. However, because the survey system has to recalculate the totals, you must re-save every screen.

Athletics Participation - Men's and Women's Teams

Enter the number of participants as of the day of the first scheduled contest.

Varsity Teams	Men's Teams	Women's Teams
Baseball	35	
Basketball	16	15
Football	75	
Rodeo	32	7
Softball		25
Volleyball		14
Total Participants Men's and Women's Teams	158	61
Unduplicated Count of Participants (This is a head count. If an individual participates on more than one team, count that individual only once on this line.)	154	59

CAVEAT

(For each men's or women's team that includes opposite sex participants, specify the number of male and the number of female students on that team in this caveat box. This does not apply for coed teams. Additionally, provide any other clarifying information here.)

If you save the data on this screen, then return to the screen to make changes, please note you must re-save every screen because the survey system has to recalculate the totals.

Head Coaches - Men's Teams

For each men's team, indicate whether the head coach is male or female, was assigned to the team on a full-time or part-time basis, and whether the coach was employed by the institution on a full-time basis or on a part-time or volunteer basis, by entering a 1 in the appropriate field. The Swimming and Diving (combined) fields allow up to 2 head coaches. The Track and Field and Cross Country (combined) fields allow up to 3.


Varsity Teams	Male Head Coaches				Female Head Coaches				Total Head Coaches
	Assigned to Team on a Full-Time Basis	Assigned to Team on a Part-Time Basis	Full-Time Institution Employee	Part-Time Institution Employee or Volunteer	Assigned to Team on a Full-Time Basis	Assigned to Team on a Part-Time Basis	Full-Time Institution Employee	Part-Time Institution Employee or Volunteer	
Baseball	<input type="text" value="1"/>	<input type="text"/>	<input type="text" value="1"/>	<input type="text"/>	<input type="text"/>	<input type="text"/>	<input type="text"/>	<input type="text"/>	1
Basketball	<input type="text" value="1"/>	<input type="text"/>	<input type="text" value="1"/>	<input type="text"/>	<input type="text"/>	<input type="text"/>	<input type="text"/>	<input type="text"/>	1
Football	<input type="text" value="1"/>	<input type="text"/>	<input type="text" value="1"/>	<input type="text"/>	<input type="text"/>	<input type="text"/>	<input type="text"/>	<input type="text"/>	1
Rodeo	<input type="text"/>	<input type="text" value="1"/>	<input type="text" value="1"/>	<input type="text"/>	<input type="text"/>	<input type="text"/>	<input type="text"/>	<input type="text"/>	1
Coaching Position Totals	3	1	4	0	0	0	0	0	4
CAVEAT									

Head Coaches - Women's Teams

For each women's team, indicate whether the head coach is male or female, was assigned to the team on a full-time or part-time basis, and whether the coach was employed by the institution on a full-time basis or on a part-time or volunteer basis, by entering a 1 in the appropriate field. The Swimming and Diving (combined) fields allow up to 2 head coaches. The Track and Field and Cross Country (combined) fields allow up to 3.

Varsity Teams	Male Head Coaches				Female Head Coaches				Total Head Coaches
	Assigned to Team on a Full-Time Basis	Assigned to Team on a Part-Time Basis	Full-Time Institution Employee	Part-Time Institution Employee or Volunteer	Assigned to Team on a Full-Time Basis	Assigned to Team on a Part-Time Basis	Full-Time Institution Employee	Part-Time Institution Employee or Volunteer	
Basketball	<input type="text" value="1"/>	<input type="text"/>	<input type="text" value="1"/>	<input type="text"/>	<input type="text"/>	<input type="text"/>	<input type="text"/>	<input type="text"/>	1
Rodeo	<input type="text"/>	<input type="text" value="1"/>	<input type="text" value="1"/>	<input type="text"/>	<input type="text"/>	<input type="text"/>	<input type="text"/>	<input type="text"/>	1
Softball	<input type="text"/>	<input type="text"/>	<input type="text"/>	<input type="text"/>	<input type="text" value="1"/>	<input type="text"/>	<input type="text" value="1"/>	<input type="text"/>	1
Volleyball	<input type="text"/>	<input type="text"/>	<input type="text"/>	<input type="text"/>	<input type="text" value="1"/>	<input type="text"/>	<input type="text" value="1"/>	<input type="text"/>	1
Coaching Position Totals	1	1	2	0	2	0	2	0	4

CAVEAT



Head Coaches' Salaries - Men's and Women's Teams

Enter only salaries and bonuses that your institution pays head coaches as compensation for coaching. Do not include benefits on this screen.
Do not include volunteer coaches in calculating the average salary and the Full-Time Equivalent (FTE) Total.
For help calculating the FTE total click on the Instructions link on this screen.

	Men's Teams	Women's Teams
Average Annual Institutional Salary per Head Coaching Position (for coaching duties only)	44,198	34,188
Number of Head Coaching Positions Used to Calculate the Average	4	4
Number of Volunteer Head Coaching Positions (Do not include these coaches in your salary or FTE calculations.)	0	0
Average Annual Institutional Salary per Full-time equivalent (FTE)	50,512	39,072
Sum of Full-Time Equivalent (FTE) Positions Used to Calculate the Average	3.50	3.50

CAVEAT

Assistant Coaches - Men's Teams

For each men's team, indicate whether the assistant coach is male or female, was assigned to the team on a full-time or part-time basis, and whether the coach was employed by the institution on a full-time basis or on a part-time or volunteer basis, by entering a 1 in the appropriate field.

Varsity Teams	Male Assistant Coaches				Female Assistant Coaches				Total Assistant Coaches
	Assigned to Team on a Full-Time Basis	Assigned to Team on a Part-Time Basis	Full-Time Institution Employee	Part-Time Institution Employee or Volunteer	Assigned to Team on a Full-Time Basis	Assigned to Team on a Part-Time Basis	Full-Time Institution Employee	Part-Time Institution Employee or Volunteer	
Baseball	<input type="text"/>	<input type="text" value="2"/>	<input type="text"/>	<input type="text" value="2"/>	<input type="text"/>	<input type="text"/>	<input type="text"/>	<input type="text"/>	2
Basketball	<input type="text"/>	<input type="text" value="1"/>	<input type="text"/>	<input type="text" value="1"/>	<input type="text"/>	<input type="text"/>	<input type="text"/>	<input type="text"/>	1
Football	<input type="text" value="2"/>	<input type="text" value="3"/>	<input type="text" value="2"/>	<input type="text" value="3"/>	<input type="text"/>	<input type="text"/>	<input type="text"/>	<input type="text"/>	5
Rodeo	<input type="text"/>	<input type="text"/>	<input type="text"/>	<input type="text"/>	<input type="text"/>	<input type="text" value="1"/>	<input type="text" value="1"/>	<input type="text"/>	1
Coaching Position Totals	2	6	2	6	0	1	1	0	9

CAVEAT



Assistant Coaches - Women's Teams

For each women's team, indicate whether the assistant coach is male or female, was assigned to the team on a full-time or part-time basis, and whether the coach was employed by the institution on a full-time basis or on a part-time or volunteer basis, by entering a 1 in the appropriate field.

Varsity Teams	Male Assistant Coaches				Female Assistant Coaches				Total Assistant Coaches
	Assigned to Team on a Full-Time Basis	Assigned to Team on a Part-Time Basis	Full-Time Institution Employee	Part-Time Institution Employee or Volunteer	Assigned to Team on a Full-Time Basis	Assigned to Team on a Part-Time Basis	Full-Time Institution Employee	Part-Time Institution Employee or Volunteer	
Basketball	<input type="text"/>	<input type="text"/>	<input type="text"/>	<input type="text"/>	<input type="text"/>	<input type="text" value="1"/>	<input type="text"/>	<input type="text" value="1"/>	1
Rodeo	<input type="text"/>	<input type="text"/>	<input type="text"/>	<input type="text"/>	<input type="text"/>	<input type="text" value="1"/>	<input type="text" value="1"/>	<input type="text"/>	1
Softball	<input type="text"/>	<input type="text"/>	<input type="text"/>	<input type="text"/>	<input type="text"/>	<input type="text" value="1"/>	<input type="text"/>	<input type="text" value="1"/>	1
Volleyball	<input type="text"/>	<input type="text"/>	<input type="text"/>	<input type="text"/>	<input type="text"/>	<input type="text" value="1"/>	<input type="text"/>	<input type="text" value="1"/>	1
Coaching Position Totals	0	0	0	0	0	4	1	3	4
CAVEAT									

Assistant Coaches' Salaries - Men's and Women's Teams

Enter only salaries and bonuses that your institution pays assistant coaches as compensation for coaching. Do not include benefits on this screen. Do not include volunteer coaches in calculating the average salary and the Full-Time Equivalent (FTE) Total. For help calculating the FTE total click on the Instructions link on this screen.

	Men's Teams	Women's Teams
Average Annual Institutional Salary per Assistant Coaching Position (for coaching duties only)	20,940	12,758
Number of Assistant Coaching Positions Used to Calculate the Average	9	4
Number of Volunteer Assistant Coaching Positions (Do not include these coaches in your salary or FTE calculations.)	0	0
Average Annual Institutional Salary per Full-time equivalent (FTE)	32,271	32,299
Sum of Full-Time Equivalent (FTE) Positions Used to Calculate the Average	5.84	1.58

CAVEAT

Athletically Related Student Aid - Men's and Women's Teams

Athletically related student aid is any scholarship, grant, or other form of financial assistance, offered by an institution, the terms of which require the recipient to participate in a program of intercollegiate athletics at the institution. Other student aid, of which a student-athlete simply happens to be the recipient, is not athletically related student aid. If you do not have any aid to report, enter a 0.

	Men's Teams	Women's Teams	Total
Amount of Aid	316,058	119,879	435,937
Ratio (percent)	73	27	100%
CAVEAT			

Recruiting Expenses - Men's and Women's Teams

Recruiting expenses are all expenses an institution incurs attributable to recruiting activities. This includes, but is not limited to, expenses for lodging, meals, telephone use, and transportation (including vehicles used for recruiting purposes) for both recruits and personnel engaged in recruiting, and other expenses for official and unofficial visits, and all other expenses related to recruiting. If you do not have any recruiting expenses to report, enter a 0.

	Men's Teams	Women's Teams	Total
Total	31,693	12,724	44,417

CAVEAT


Operating (Game-Day) Expenses - Men's and Women's Teams by Team

Operating expenses are all expenses an institution incurs attributable to home, away, and neutral-site intercollegiate athletic contests (commonly known as "game-day expenses"), for (A) Lodging, meals, transportation, uniforms, and equipment for coaches, team members, support staff (including, but not limited to team managers and trainers), and others; and (B) Officials.

For a sport with a men's team and a women's team that have a combined budget, click [here](#) for special instructions. Report actual numbers, not budgeted or estimated numbers. Please do not round beyond the next dollar.

Varsity Teams	Participants	Men's Teams		Women's Teams			Total Operating Expenses
		Operating Expenses per Participant	By Team	Participants	Operating Expenses per Participant	By Team	
Basketball	16	2,194	35,100	15	2,132	31,973	67,073
Football	75	1,461	109,605				109,605
Baseball	35	2,550	89,252				89,252
Rodeo	32	1,655	52,949	7	1,660	11,623	64,572
Softball				25	2,021	50,515	50,515
Volleyball				14	2,668	37,354	37,354
Total Operating Expenses Men's and Women's Teams	158		286,906	61		131,465	418,371

CAVEAT



Note: This screen is for game-day expenses only.

Total Expenses - Men's and Women's Teams

Enter all expenses attributable to intercollegiate athletic activities. This includes appearance guarantees and options, athletically related student aid, contract services, equipment, fundraising activities, operating expenses, promotional activities, recruiting expenses, salaries and benefits, supplies, travel, and any other expenses attributable to intercollegiate athletic activities.

Report actual numbers, not budgeted or estimated numbers. Please do not round beyond the next dollar.

Varsity Teams	Men's Teams	Women's Teams	Total
Basketball	153,575	132,051	285,626
Football	437,073		437,073
Baseball	249,897		249,897
Rodeo	234,184	50,216	284,400
Softball		166,436	166,436
Volleyball		132,250	132,250
Total Expenses of all Sports, Except Football and Basketball, Combined	484,081	348,902	832,983
Total Expenses Men's and Women's Teams	1,074,729	480,953	1,555,682
Not Allocated by Gender/Sport (Expenses not attributable to a particular sport or sports)			378,912
Grand Total Expenses			1,934,594


CAVEAT

Total Revenues - Men's and Women's Teams

Your total revenues must cover your total expenses.
Enter all revenues attributable to intercollegiate athletic activities. This includes revenues from appearance guarantees and options, an athletic conference, tournament or bowl games, concessions, contributions from alumni and others, institutional support, program advertising and sales, radio and television, royalties, signage and other sponsorships, sport camps, state or other government support, student activity fees, ticket and luxury box sales, and any other revenues attributable to intercollegiate athletic activities.
Report actual numbers, not budgeted or estimated numbers. Please do not round beyond the next dollar.

Varsity Teams	Men's Teams	Women's Teams	Total
Basketball	154,927	132,910	287,837
Football	444,267		444,267
Baseball	249,897		249,897
Rodeo	234,184	50,216	284,400
Softball		166,436	166,436
Volleyball		133,791	133,791
Total Revenues of all Sports, Except Football and Basketball, Combined	484,081	350,443	834,524
Total Revenues Men's and Women's Teams	1,083,275	483,353	1,566,628
Not Allocated by Gender/Sport (Revenues not attributable to a particular sport or sports)			379,367
Grand Total for all Teams (includes by team and not allocated by gender/sport)			1,945,995

CAVEAT



Summary - Men's and Women's Teams

Your Grand Total Revenues must be equal to or greater than your Grand Total Expenses or you will not be able to lock your survey.

	Men's Teams	Women's Teams	Total
1 <u>Total of Head Coaches' Salaries</u>	176,792	136,752	313,544
2 <u>Total of Assistant Coaches' Salaries</u>	188,460	51,032	239,492
3 <u>Total Salaries (Lines 1+2)</u>	365,252	187,784	553,036
4 <u>Athletically Related Student Aid</u>	316,058	119,879	435,937
5 <u>Recruiting Expenses</u>	31,693	12,724	44,417
6 <u>Operating (Game-Day) Expenses</u>	286,906	131,465	418,371
7 <u>Summary of Subset Expenses (Lines 3+4+5+6)</u>	999,909	451,852	1,451,761
8 <u>Total Expenses for Teams</u>	1,074,729	480,953	1,555,682
9 <u>Total Expenses for Teams Minus Subset Expenses (Line 8 – Line 7)</u>	74,820	29,101	103,921
10 <u>Not Allocated Expenses</u>			378,912
11 <u>Grand Total Expenses (Lines 8+10)</u>			1,934,594
12 <u>Total Revenues for Teams</u>	1,083,275	483,353	1,566,628
13 <u>Not Allocated Revenues</u>			379,367
14 <u>Grand Total Revenues (Lines 12+13)</u>			1,945,995
15 <u>Total Revenues for Teams minus Total Expenses for Teams (Line 12- Line 8)</u>	8,546	2,400	10,946
16 <u>Grand Total Revenues Minus Grand Total Expenses (Line 14- Line 11)</u>			11,401

To return to a data entry screen, click on the link in the Navigation Menu.

To proceed to the Supplemental Information screen, click on the link in the Navigation Menu or click on the "Next" button on this screen.

Supplemental Information (optional)

This screen may be used to help the reader better understand the data you have provided, or to help a prospective student-athlete make an informed choice of an athletics program. This information will be viewable on the EADA public website. Please do not include the names of individuals or write messages to the help desk. To explain specific data entered on a previous screen, please use the caveat box on that screen.

Any monies remaining after expenses were paid remained in the athletic department.

[Print Form\(s\)](#)

[Get PDF File](#)

[Go Back](#)